

Hoopla Digital gives you instant access to your favourite movies, television shows, music, and audio books!

- There are no holds on the content, which means no waiting!
- You are currently entitled to 5 checkouts for each month
- Movies and television shows are streamed on PCs and MACs, but the Hoopla App allows you to temporarily download all content onto your handheld device—which means you can watch your shows on airplane mode or offline.
- Audio books and music are downloaded onto your MAC/PC or handheld device. Downloaded material can be accessed offline after the initial download.
- How long you can borrow a title is contingent on what it is:

Movie and TV content: **3 days**

Music albums: **7 days**

Audiobooks: **21 days**

- Hoopla Digital is compatible with PC and MAC, and with most iOS operating systems such as the iPhone 4 and newer, the iPad 2 and newer, the iPod 5th Gen. Touch and newer.
- It is also compatible with most Android devices that have an operating system of 4.0 and higher
- Also compatible with the Kindle Fire HDX (but no other Kindle Device)

There's an app for that!



On the bus. On an airplane. In the waiting room. You can access your favourite content anytime, anywhere with the Hoopla Digital App. All you need is an internet connection for the initial download, and then you'll be able to watch shows & movies or listen to music whether at home or on the go.

If you have an Apple product (i.e. iPad, iPhone, iPod) you can download the app via the App Store.

Have an Android? You can find the app in Google Play.




What's all the hoopla?

You can now borrow movies, television series, music, and audio books for free—all you need is your library card, an internet connection, and an account



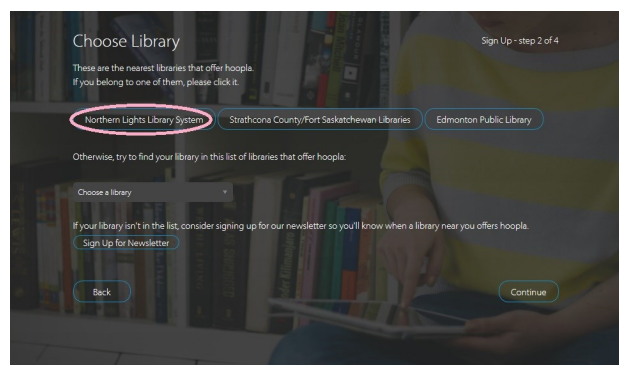
Step 1: Sign up for an account

Access Hoopla Digital at <https://www.hoopladigital.com/> home, or by visiting your library's website and visiting "E-resources" under the "Resources" tab. Click on "sign up" in the top right hand corner. You will be



directed to a page that asks you to accept the terms and conditions associated with using Hoopla. Click continue.

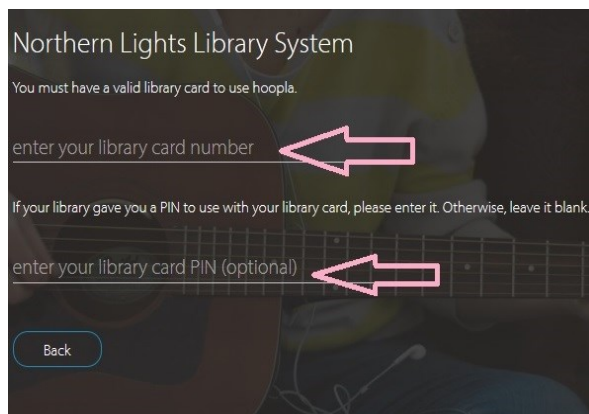
Step 2: Choose Northern Lights Library System as your location



Click Continue.

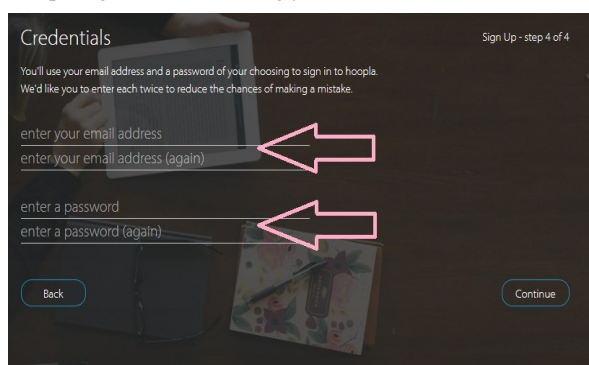
Step 3: Enter your library card and pin.

Hoopla will store this information for you for future use.



Step 4 : Enter your email and a password you can remember, and you're done!

From here on in, you can access movies, audiobooks, music, and television shows quickly and easily by signing into Hoopladigital.com and using your credentials.



Features and Accessibility

- To make your selection, click **Browse** at the top of the screen, then choose your format—music, audiobooks, movie, or television shows. Scroll through hundreds of the latest materials in the Hoopla Digital Library.
- To borrow, simply click the “borrow” button. You must be connected to the internet. Once your content is ready, hit “play” and enjoy!
- You’ll notice on some movies and television series that there is Closed Captioning available. Closed Captioning is only available for those items that contain the CC icon.
- Closed captioning is customizable. Once you have opened your movie or TV show for streaming, locate the “CC” in the bottom right hand corner. Click it, and you will be given the option to turn Closed Captioning on. Underneath, press “customize” to change the colour or size of the letters, the font—even the background on which the letters appear

If at any time you wish to have a look at how many borrows you have left for the month, sign in and click on your email address in the top right hand corner to access your account information. Along with your total borrows remaining, you will also be able to change your password.