

SPECIFICATIONS


1. REMOVE EXISTING MARKINGS WITH HIGH PRESSURE WATER OR APPLY BLACK OUT PAINT.
2. CONTRACTOR TO REMOVE EXISTING RUBBER DEPOSITS PRIOR TO PAINT APPLICATION.
3. SURFACE TO BE DRY AND FREE OF DEBRIS OR DUST, CLEAN SURFACE TO BE PAINTED WITH HIGH CFM AIR PRIOR TO APPLICATION OF PAINT.
4. MINIMUM TEMPERATURE FOR APPLICATION + 10°C.
5. DO NOT START APPLICATION UNLESS WEATHER FORECAST IS FREE OF PRECIPITATION FOR 24HRS AND WIND IS BELOW 5 KNOTS
6. LINES TO BE SURVEYED AND MARKED OUT BY REGISTERED SURVEYOR PRIOR TO PAINT APPLICATION TO DETAILS AS INDICATED.
7. CLOSE RUNWAY AND OTHER PAVEMENT SURFACES DURING PAINT APPLICATION UNTIL DRY, CONSULTANT WILL ISSUE A NOTAM TO NAV CANADA, PROVIDE 8 HRS NOTICE.
8. ALL VEHICLES AND EQUIPMENT TO HAVE AMBER ROTATING/FLASHING BEACONS WHILE OPERATING AIRSIDE.
9. SUPERVISOR TO HOLD A VALID RADIO LICENCE, AND MONITOR AIR TRAFFIC FREQUENCY 123.2MHz WHILE MEN AND EQUIPMENT ARE AIRSIDE.
10. PROTECT MARKINGS WITH BARRICADES AND ORANGE TRAFFIC CONES UNTIL DRY.
11. PROTECT AIRCRAFT AND BUILDINGS FROM OVER SPRAY, DAMAGE AND RESTORATION COSTS WILL BE BACK CHARGED.
12. REMOVE FROM SITE UNUSED OR REJECTED PAINT AND MATERIALS.
13. PROVIDE PERSONAL PROTECTIVE EQUIPMENT TO LABOUR CANADA STANDARDS.
14. CONTRACTOR TO ASSUME PRIME CONTRACTOR STATUS WHILE DURING THE WORK PERIOD.
15. PROVIDE MSDS PRODUCT SHEETS FOR ALL MATERIALS BROUGHT ONTO THE SITE.
16. PROVIDE ENVIRONMENTAL SPILL KITS ON SITE.
17. PREVENT PAINT PRODUCTS FROM ENTERING BODIES OF WATER OR STORM/SEWER SYSTEMS.
18. ENSURE HAZARDOUS WASTE IS DISPOSED IN ACCORDANCE TO PROVINCIAL AND FEDERAL REGULATIONS
19. CONSULTANT WILL INSPECT INSTALLATIONS PRIOR TO ACCEPTANCE, CORRECT DEFICIENCIES AS REQUESTED.
20. WARRANTY INSTALLATIONS AND MATERIALS FOR 2 YEARS AFTER FINAL ACCEPTANCE, FADED OR DETERIORATED MARKINGS TO BE REPAIRED AT CONTRACTORS COST.



FINAL DESIGN

ISSUED FOR CONST.

RUNWAY CODE: IIB-NP
(5th EDITION)



This is a Copyright Drawing and shall not be reproduced, revised or reused without the express written consent of Integrated Airport Systems Ltd. It must be returned to Integrated Airport Systems Ltd. if requested.

ENGINEER	PERMIT
	PERMIT TO PRACTICE INTEGRATED AIRPORT SYSTEMS LTD. Signature: <i>[Signature]</i> Date: <u>APRIL 30th, 2018</u> PERMIT NUMBER: P8602 The Association of Professional Engineers, Geologists and Geophysicists of Alberta

A	A - DETAIL NUMBER	A
B	B - LOCATION	B
C	C - DRAWING NUMBER	C

5		
4		
3		
2		
0		
0	DESIGN	2018/04/30
Revision	Description	Date

Client

TOWN OF ELK POINT
BOX 448
ELK POINT, ALBERTA
T0A 1A0

Project Title

ELK POINT AIRPORT
ZONING REVIEW
TP-312 5th EDITION

Approved By

S. KOLOMYJEC P. Eng, CEO

Designed By

P. OUWERKERK SPM, PRINCIPAL

Drawn By

P. OUWERKERK SPM, PRINCIPAL

IASL Project Manager

P. OUWERKERK SPM, PRINCIPAL

IASL, Engineering CEO Manager

S. KOLOMYJEC P. Eng, CEO

Client

TOWN OF ELK POINT

Drawing Title

ELK POINT AIRPORT
RUNWAY 08 - 26 AIRFIELD PAINT
MARKING DETAILS
(PROVISIONAL ITEM)

SCALE: N.T.S.

Project No.

Sheet

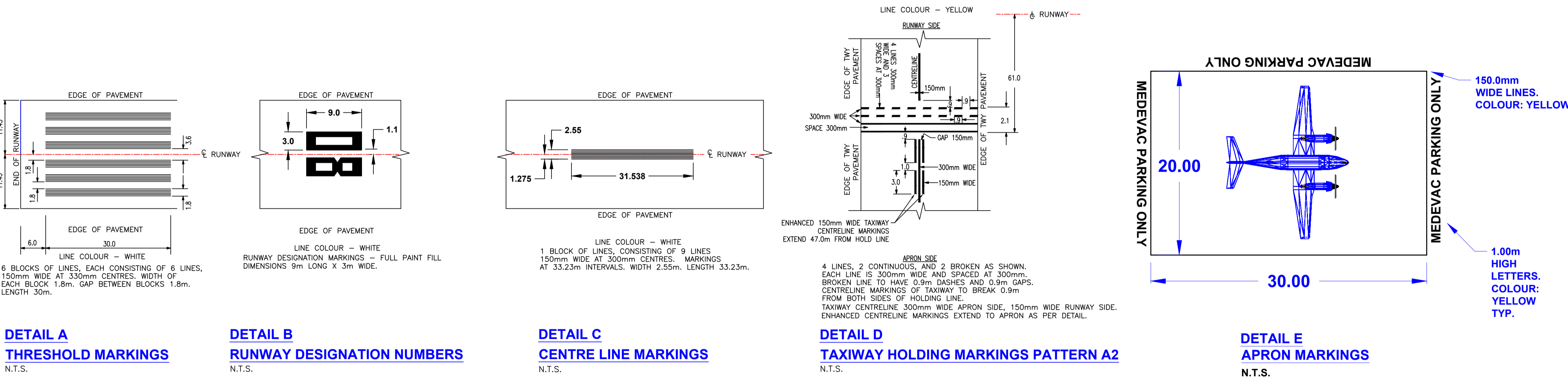
Revision No.

IASL 221 E

C2

0

OF 2



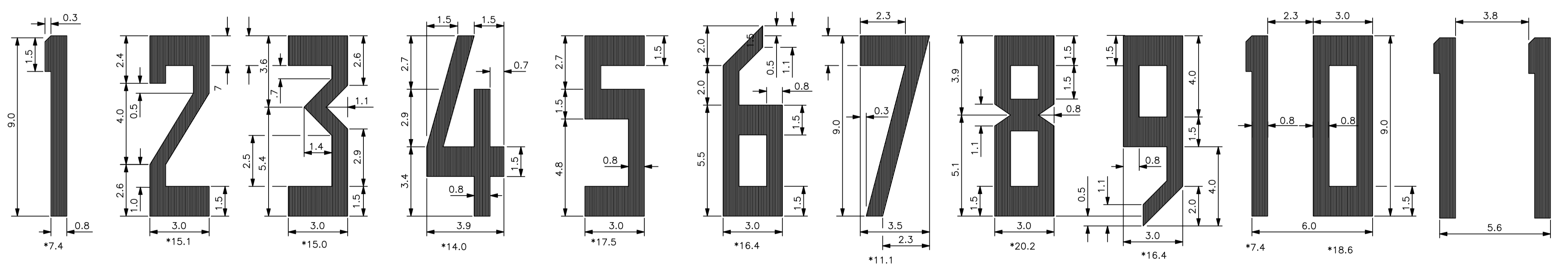
DETAIL A
THRESHOLD MARKINGS
N.T.S.

DETAIL B
RUNWAY DESIGNATION NUMBERS
N.T.S.

DETAIL C
CENTRE LINE MARKINGS
N.T.S.

DETAIL D
TAXIWAY HOLDING MARKINGS PATTERN A2
N.T.S.

DETAIL E
APRON MARKINGS
N.T.S.



RUNWAY DESIGNATION NUMBERS
N.T.S. LINE COLOUR - WHITE - FULL PAINT FILL

- NOTES:**
1. RUNWAYS SHALL BE NUMBERED WITH A TWO- DIGIT NUMBER ASSOCIATED WITH EACH THRESHOLD.
 2. RUNWAY CENTRELINE IN CENTRE OF NUMBER BLOCK (OMIT TIP ON THE ONE FOR CENTRING CALCULATIONS)
 3. ALL DIMENSIONS SHOWN ARE IN METRES AND TENTHS OF METRES.
 4. HEIGHT IS 9.0M EXCEPT NUMERALS 6 AND 9 WHICH ARE 9.5M HIGH.
 5. STROKE WIDTH FOR VERTICAL AND INCLINED COMPONENTS = 0.8M.
 6. STROKE WIDTH FOR HORIZONTAL COMPONENTS = 1.5M
 7. DUEL NUMBERS EXCEPT 11 ARE SPACED 2.2M APART.
 8. WIDTH IS 3.0M EXCEPT AS INDICATED.
 9. PAINT AREA SHOWN IN SQUARE METRES.