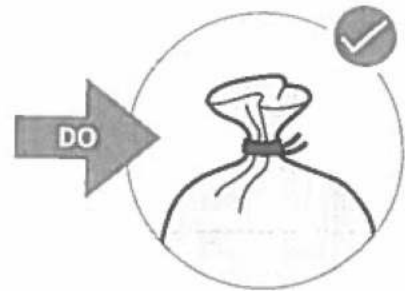


COVID-19: Guidelines for Safe Garbage Disposal

As waste collectors continue to work hard, there are steps you can take to protect them and your community as a whole. Please consider our workers and practice the following steps to SAFELY dispose of your waste.

1. BAG and SEAL your garbage

- Place garbage securely in sealed bags (with no holes). Please note we cannot collect loose items at this time.
- If your container has a lid, ensure it's **fully closed** to avoid loose windblown items.



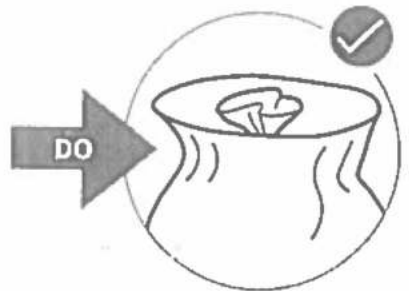
2. DO NOT place used tissues/ napkins/ wipes, etc. loose in ANY CONTAINER

- Items for cleaning or personal use (including masks and gloves) **MUST** be disposed of in tightly-sealed garbage bags and placed in the garbage **ONLY**.



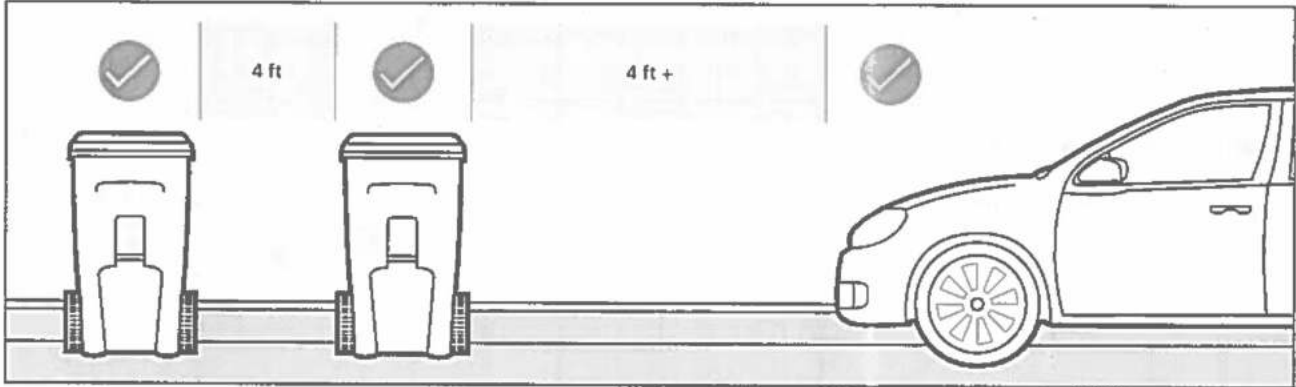
3. If you're sick, bag it TWICE

- If you, anyone in your household, or anyone you've been in contact with is sick, place your garbage in a bag, then put that bag in a second bag. If in doubt, bag it twice!



4. Leave SUFFICIENT SPACE at the curb

- Ensure **at least 4 ft** of space between your containers and any obstacles (such as vehicles) so our collectors don't need to manually handle them.



5. SANITIZE

- Wipe down your containers. **This is especially important if you've touched them.**

6. Practice SAFE disposal of household hazardous waste (HHW)

- HHW such as chemical cleaning products **should NOT be placed in the garbage.**



**THANK YOU FOR KEEPING OUR WORKERS AND COMMUNITIES HEALTHY!
QUESTIONS? PLEASE FEEL FREE TO CONTACT US.**



Green Today. Green For Life. | gflenv.com